

2022 Budget Highlights

FUNDING SOURCES

Funding Sources

Taxes	45,430,000
Government Transfer (Grant)	6,336,238
Other (Permits, User Charges, Utilities, etc)	13,732,631
Off-site Levies	771,995
Capital Cost Recovery	1,967,460
Reserve Transfers	10,169,545
Total Funding Sources	<u>78,407,869</u>

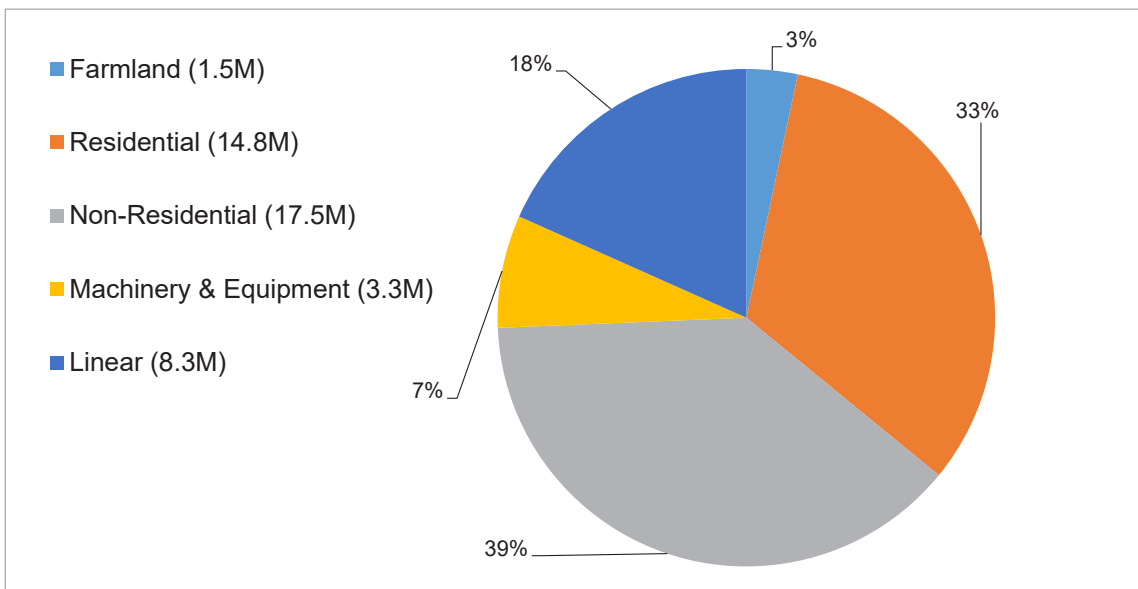
RESERVES

Anticipated Reserve
Position as of 2022

17M

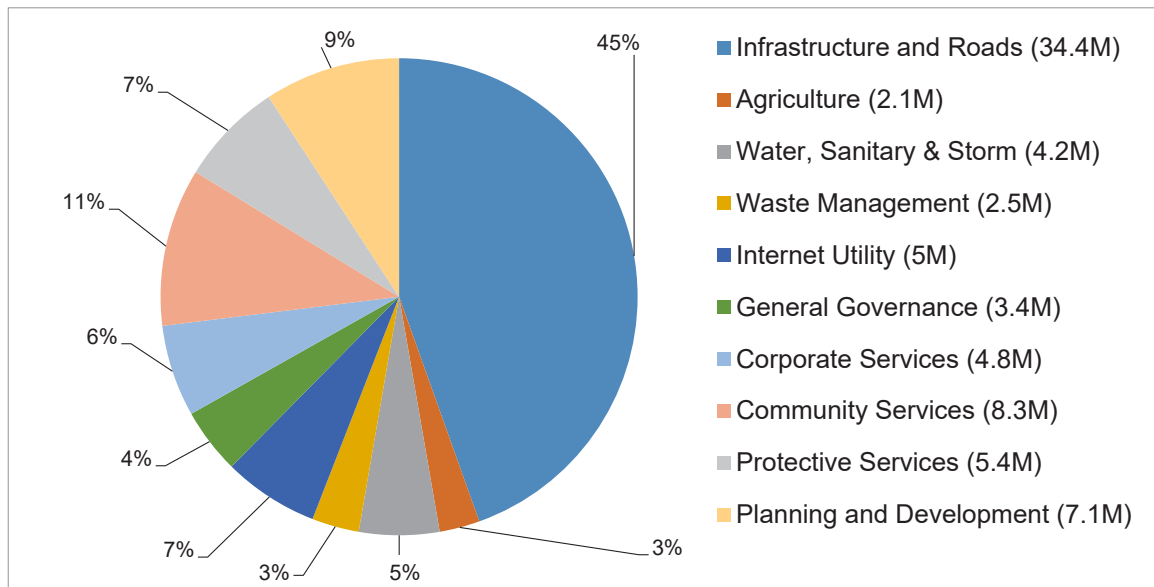
Sources of Tax Revenue

Farmland (1.5M)	1,507,454
Residential (14.8M)	14,808,735
Non-Residential (17.5M)	17,461,924
Machinery & Equipment (3.3M)	3,326,081
Linear (8.3M)	8,325,806
Total Tax Sources	<u>45,430,000</u>



2022 BUDGET HIGHLIGHTS EXPENDITURES

	Operating	Capital	Total
Infrastructure and Roads (34.4M)	21,719,734	12,637,300	34,357,034
Agriculture (2.1M)	2,061,835	45,000	2,106,835
Water, Sanitary & Storm (4.2M)	3,830,506	365,000	4,195,506
Waste Management (2.5M)	2,447,152	20,000	2,467,152
Internet Utility (5M)	-	5,000,000	5,000,000
General Governance (3.4M)	3,427,624	-	3,427,624
Corporate Services (4.8M)	4,399,389	392,000	4,791,389
Community Services (8.3M)	6,817,936	1,440,000	8,257,936
Protective Services (5.4M)	4,182,167	1,249,388	5,431,555
Planning and Development (7.1M)	7,050,161	50,000	7,100,161
	55,936,504	21,198,688	77,135,192
Bad Debts	500,000		500,000
Contingency	772,677		772,677
Total Expenditures	57,209,181	21,198,688	78,407,869



Key initiatives for 2022 include:

Bridge Program	4,245,000
County Trail Development *	1,000,000
Fire Apparatus/Protective Services Vehicle Replacements	1,069,388
Internet Utility *	5,000,000
Junction 42 Infrastructure	1,169,420
Red Deer Regional Airport (Capital Contribution) *	2,048,750

* Subject to further Council consideration

2023 Budget Highlights

FUNDING SOURCES

Funding Sources

Taxes	45,930,000
Government Transfer (Grant)	4,449,241
Other (Permits, User Charges, Utilities, etc)	12,891,795
Off-site Levies	101,381
Capital Cost Recovery	-
Reserve Transfers	7,538,979
Total Funding Sources	<u>70,911,396</u>

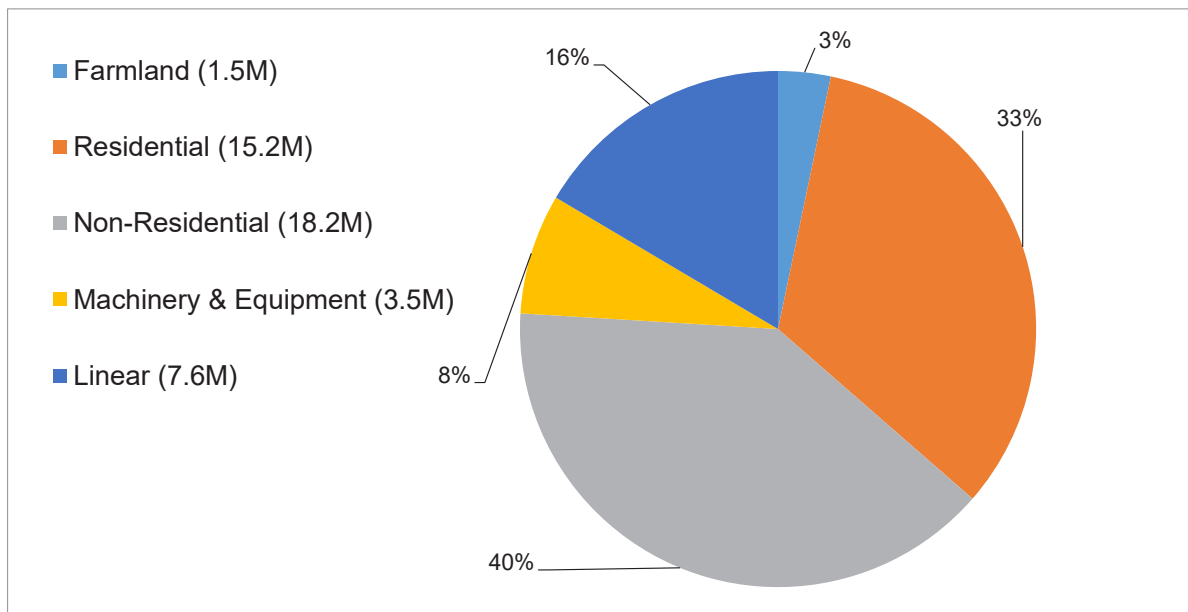
RESERVES

Anticipated Reserve
Position as of 2023

9.4M

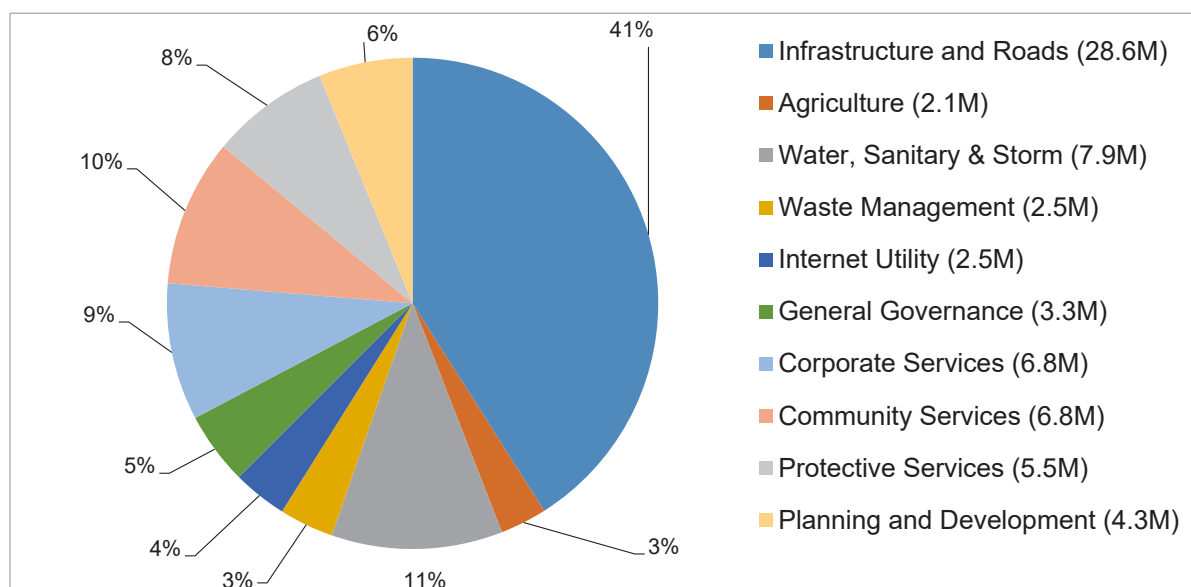
Sources of Tax Revenue

Farmland (1.5M)	1,508,284
Residential (15.2M)	15,216,957
Non-Residential (18.2M)	18,167,593
Machinery & Equipment (3.5M)	3,460,494
Linear (7.6M)	7,576,672
Total Tax Sources	<u>45,930,000</u>



2023 BUDGET HIGHLIGHTS EXPENDITURES

	Operating	Capital	Total
Infrastructure and Roads (28.6M)	21,347,762	7,260,000	28,607,762
Agriculture (2.1M)	2,013,552	130,000	2,143,552
Water, Sanitary & Storm (7.9M)	3,848,734	4,014,000	7,862,734
Waste Management (2.5M)	2,495,843	-	2,495,843
Internet Utility (2.5M)	-	2,500,000	2,500,000
General Governance (3.3M)	3,334,128	-	3,334,128
Corporate Services (6.8M)	4,490,881	1,810,000	6,300,881
Community Services (6.8M)	6,661,451	110,000	6,771,451
Protective Services (5.5M)	4,302,674	1,147,326	5,450,000
Planning and Development (4.3M)	4,310,045	-	4,310,045
	52,805,070	16,971,326	69,776,396
Bad Debts	500,000		500,000
Contingency	635,000		635,000
Total Expenditures	53,940,070	16,971,326	70,911,396



Key initiatives for 2023 include:

Bridge Program	1,860,000
Fire Apparatus/Protective Services Vehicle Replacements	1,147,326
Internet Utility *	2,500,000
Junction 42 Infrastructure	2,857,000
Red Deer County Centre Parking Lot Paving	1,500,000

* *Subject to further Council consideration*

2024 Budget Highlights

FUNDING SOURCES

Funding Sources

Taxes	45,930,000
Government Transfer (Grant)	3,208,907
Other (Permits, User Charges, Utilities, etc)	13,320,975
Off-site Levies	1,653,455
Capital Cost Recovery	1,000,000
Reserve Transfers	8,193,530
Total Funding Sources	<u>73,306,867</u>

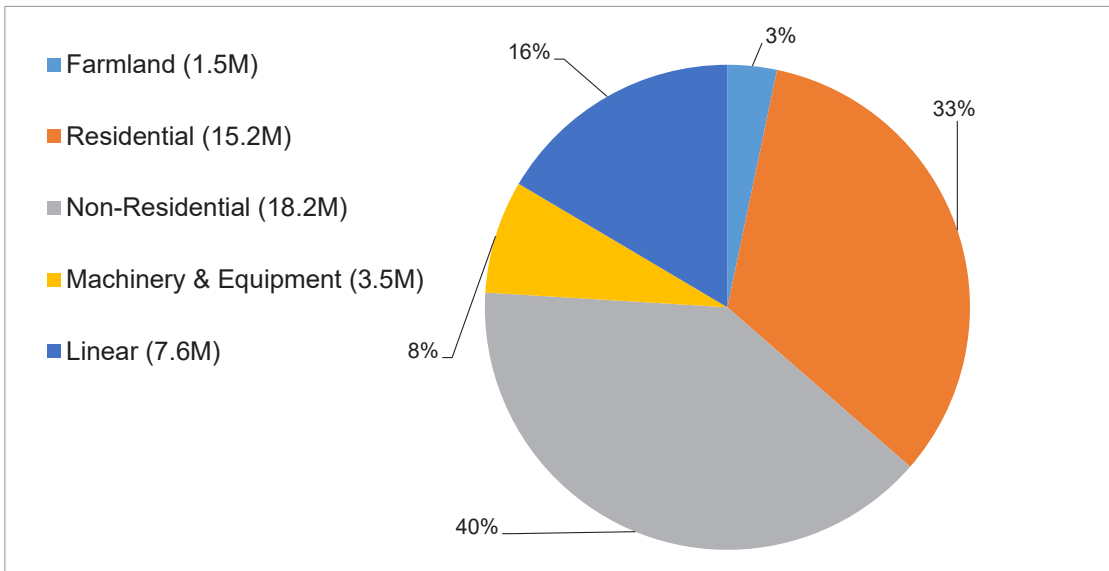
RESERVES

Anticipated Reserve
Position as of 2024

1.2M

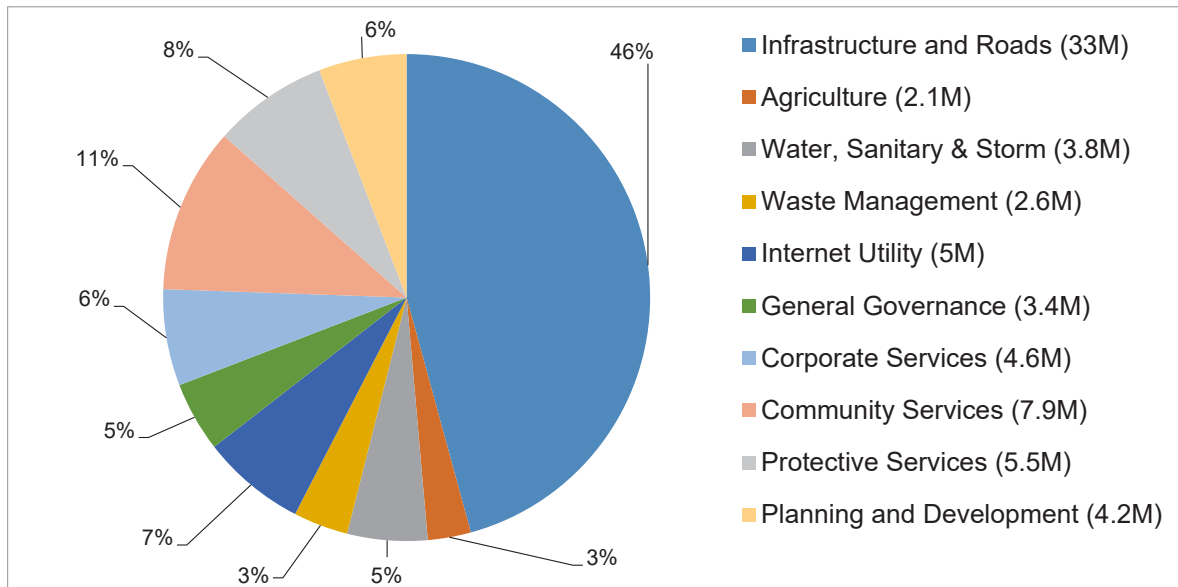
Sources of Tax Revenue

Farmland (1.5M)	1,508,284
Residential (15.2M)	15,216,957
Non-Residential (18.2M)	18,167,593
Machinery & Equipment (3.5M)	3,460,494
Linear (7.6M)	7,576,672
Total Tax Sources	<u>45,930,000</u>



2024 BUDGET HIGHLIGHTS EXPENDITURES

	Operating	Capital	Total
Infrastructure and Roads (33M)	21,346,921	11,670,000	33,016,921
Agriculture (2.1M)	2,023,311	45,000	2,068,311
Water, Sanitary & Storm (3.8M)	3,840,657	-	3,840,657
Waste Management (2.6M)	2,624,589	-	2,624,589
Internet Utility (5M)	-	5,000,000	5,000,000
General Governance (3.4M)	3,353,526	-	3,353,526
Corporate Services (4.6M)	4,558,955	65,000	4,623,955
Community Services (7.9M)	6,823,754	1,100,000	7,923,754
Protective Services (5.5M)	4,307,758	1,204,255	5,512,013
Planning and Development (4.2M)	4,208,141	-	4,208,141
	53,087,612	19,084,255	72,171,867
Bad Debts	500,000		500,000
Contingency	635,000		635,000
Total Expenditures	54,222,612	19,084,255	73,306,867



Key initiatives for 2024 include:

Bridge Program	3,750,000
County Trail Development *	1,000,000
Fire Apparatus/Protective Services Vehicle Replacements	1,204,255
Internet Utility *	5,000,000

* Subject to further Council consideration